

How to Find Your Hockey Canada ID (HCR#)

There are two places Hockey Canada members can locate their Hockey Canada ID's (HCR#):

- Respect in Sport for Parents Account (RIS)
- Hockey Canada Registry (HCR 3.0 (Spordle)) Account

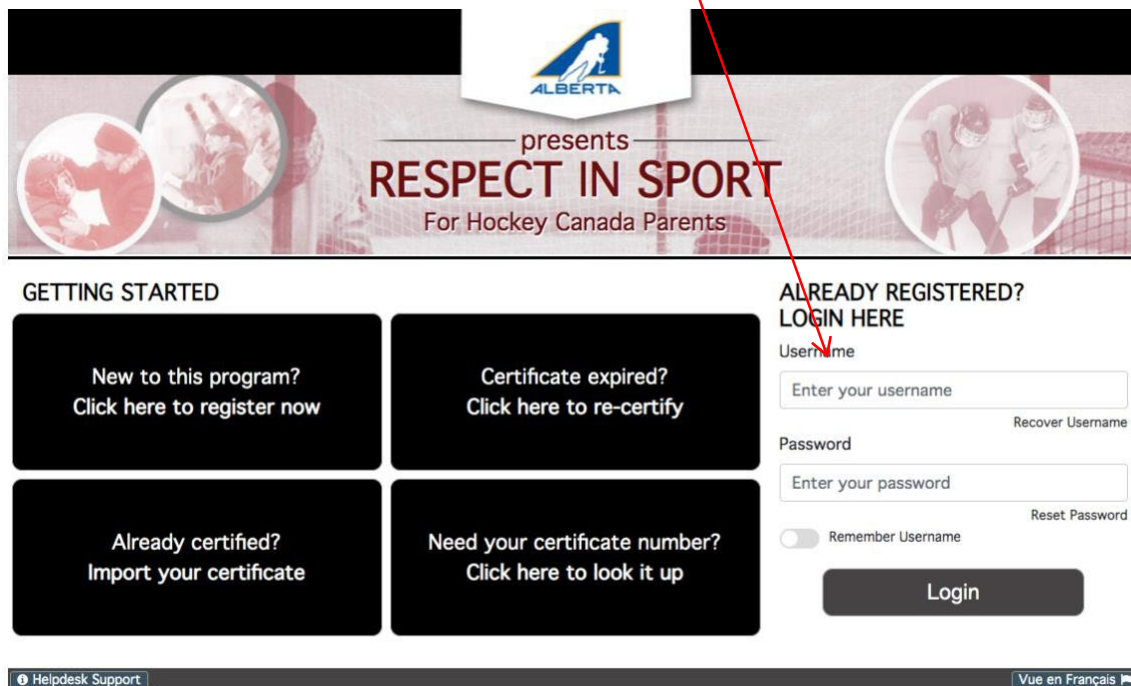
Find your HCR# in your Respect in Sport (RIS) Account

Visit the [Hockey Alberta Respect-In-Sport - Parents](#) website.

1. Click to select your language preference.



2. Enter your login credentials and click **Login**.



The screenshot shows the main content area of the website. At the top is a banner with the Alberta logo and the text 'presents RESPECT IN SPORT For Hockey Canada Parents'. Below the banner is a section titled 'GETTING STARTED' with four black buttons: 'New to this program? Click here to register now', 'Certificate expired? Click here to re-certify', 'Already certified? Import your certificate', and 'Need your certificate number? Click here to look it up'. To the right is a section titled 'ALREADY REGISTERED? LOGIN HERE'. It contains a 'Username' field with a red arrow pointing to it, a 'Password' field, a 'Remember Username' checkbox, and a 'Login' button. There are also links for 'Recover Username' and 'Reset Password'. At the bottom left is a 'Helpdesk Support' link, and at the bottom right is a 'Vue en Français' link.

How to Find Your Hockey Canada ID (HCR#)

3. Click on **Profile**.



HOME

4. One on **Profile Page**, click on **Child Management**.



PROFILE PAGE

Statistics for Account Name

Profile Creation Date: June 15th, 2021	Last Login: June 16th, 2021 @ 12:36 am (EST)	Last Completed Module/Section: Completion Survey	Certification #: [REDACTED]
Current Certification Date: June 16th, 2021			

Profile Information Reset Password Certificate and Takeaways Payment Receipt Privacy Policy

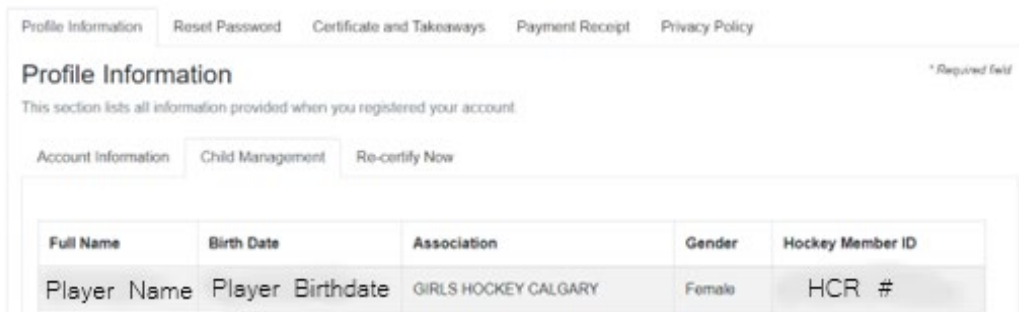
Profile Information

* Required field

This section lists all information provided when you registered your account.

Account Information **Child Management** Re-certify Now

5. Once in **Child Management**, you should see your player(s)' HCR#s listed by her name.



How to Find Your Hockey Canada ID (HCR#)

If the Hockey Member ID is blank in your RIS account, click on the player and click **EDIT CHILD**. Confirm her information and association selected is “GIRLS HOCKEY CALGARY” and match the profile with the one found in the Hockey Canada Registry.


If you have not done so already, you will need to create an account for the new HCR 3.0 system.

Effective the 2021/22 season, there is a new version of the Hockey Canada Registry called HCR 3.0 (Spordle). Instructions to create a new HCR 3.0 account and link existing Hockey Canada ID(s) can be found here: [How to Set up a new HCR 3.0 \(Spordle\) Account & Link Existing Profiles](#)

Find your HCR# in the Hockey Canada Registry (HCR 3.0 (Spordle))

Visit the [Hockey Canada Registry 3.0 \(Spordle\)](#) website.

1. Login to your HCR 3.0 (Spordle) Account.



2. Your Dashboard will appear showing your Members. The Hockey Canada ID (HCR #) can be found under the player's name and date of birth.

